

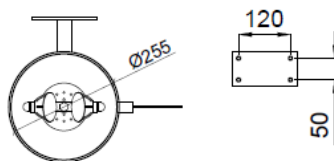
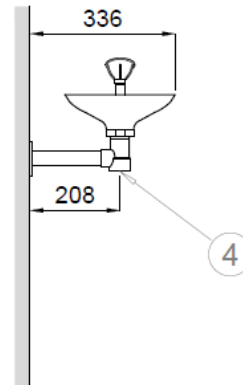
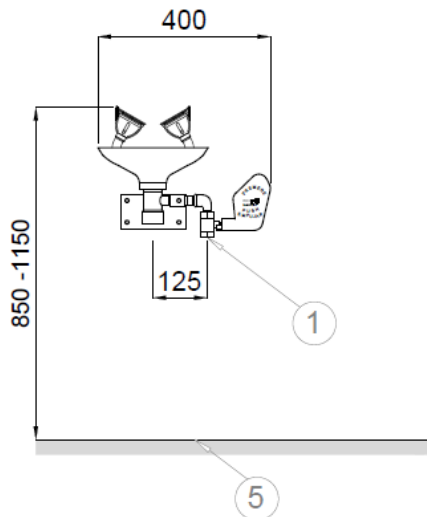
**ALARM KIT FOR EMERGENCY SHOWERS****PRODUCT DESCRIPTION**

- Floor emergency eyewash equipment.
- High water flow and low water pressure with total way out valve.
- Instant automatic opening and closing activated by lateral lever or pedal.
- Double aerated jet with dust cover.
- Hand eyewash with wall support.
- Green color RAL 6029.
- Suitable for industries, laboratories and generally where there is risk of personal damages from fire, acids, chemical reactants, petroleum products, radioactive materials or other contaminants.
- CE conformity.

**TECHNICAL DATA**

- Eyewash basin bowl Ø255mm made in polypropylene.
- Manufactured in zinc galvanized steel covered in epoxy paint.
- Connecting parts in brass.
- Water pressure, minimum 1.5 – maximum 5 bar.
- Water inlet dimension: 1/2".
- Outlet dimension: 1 1/4".

SC300



- ① INGRESSO 1/2" G, FILETO FEMMINILE / ENTRADA 1/2" G, ROSCA HEMBRA.  
1/2" INCH G, INNER THREAD INLET / ENTRÉE 1/2" G, FILETAGE FEMELLE.
- ④ USCITA 1 1/4" G, FILETO FEMMINILE / SALIDA 1 1/4" G, ROSCA HEMBRA.  
1 1/4" G, OUTLET THREAD INLET / SORTIE 1 1/4" G, FILETAGE FEMELLE.
- ⑤ PAVIMENTO FINITO / SUELO ACABADO  
FINISHED FLOOR / SOL FINI